



WOOD BLINDS COLLECTION



June 2025

Product Reference & Price Guide

Prices subject to change without notice.

12752 Stark Road
Livonia, MI 48150
Phone (734) 421-8844
Fax (734) 421-8870
www.blindxpress.com

TABLE OF CONTENTS

Terms of Sale

- Terms of Sale & Freight / Repair Charges.2

Product Overview

- Color Chart.3

Pricing Information

- 2" Smooth Finish Price Group and Option Charges4
- 2" Speciality Finish Price Group and Option Charges5
- 2-3/8" Smooth Finish Price Group and Option Charges6
- AMP & Somfy Automation7

Valance Upgrade Information

- Individual Valance Ordering and Pricing8
- Valance and Valance Return Information and Specifications9

Product and Specifications

- Features and Options10
- Size Specifications, Finished Dimensions and Mounting Requirements.11

Controls, Components, Ladder/Tape Placement and Stack-up Charts

- Cordless XL12
- Cordless Lift.13
- Cordless Lift & Lock™14
- AMP & Somfy Automation15
- Warranty.16

Oversize Common Carrier Delivery

All orders with any quantity of shades or blinds or any continuous valance 90" or more in width are considered oversize. Therefore, a net shipping charge per oversized unit will be assessed.

Oversized orders that require expedited shipping will be quoted and charged accordingly.

Please see General Information for additional freight and shipping charge information.

TERMS OF SALE & FREIGHT / REPAIR CHARGES

PRICE QUOTATION

Wood Blind products are priced FOB San Diego, CA and do not include freight.

All prices subject to change without notice.

CANCELLATION OR CHANGE ORDER

IMPORTANT! Due to the custom nature of our products, we cannot accept changes or cancellations after orders have been put into production.

LEAD TIME

Typically, orders (less than 15 units) are manufactured and shipped within 5 business days. All orders are subject to inventory availability. Orders placed after 3:30 p.m. EST are considered as next day business.

ORDER TRACKING & ORDER STATUS

Order confirmations are sent via email within 24 hours of placing order. Please make sure you have your email on file with Blind X-press. To track your order or check the status of your order, please contact customer service and provide them with the work order number.

STANDARD SHIPPING & HANDLING, DELIVERY & FREIGHT POLICIES

\$8.00 for each blind

\$25.00 minimum charge per shipment

Oversize (90" and above) \$50 each blind, \$80 Minimum

For express shipment, shipment to Alaska, Hawaii and foreign countries, freight will be quoted separately. Freight collect orders and using a preferred carrier is optional.

Next Day, 2nd Day Air and 3 Day select shipping options are available - actual freight will be applied.

FREIGHT DAMAGE & SHORTAGES

Please inspect all shipments immediately and carefully. Please report damages and shortages on the delivery receipt and notify Blind X-Press customer service within 48 hours. No freight damage claim will be accepted after 30 days from shipping.


COLOR CHART

Wood Styles & Names	2" COLOR #	2-3/8" COLOR #
SMOOTH FINISH (paints & stains)		
Honey	W2-287	
Sterling	W2-401	
Colonial Oak	W2-316	
Mocha	W2-295	
Honey Wheat	W2-315	
Antique	W2-299	
Golden Oak	W2-124	
Soft Whisper	W2-601	
Midnight	W2-400	
Moonlight	W2-301	
Bordeaux	W2-125	
Frost*	W2-282	W238-282
Cosmic	W2-284	
Colonial	W2-117	
Cinnamon	W2-602	
Gray Owl	W2-600	
Blanc	W2-026	W238-026
Husk	W2-133	
Storm	W2-296	
Pure	W2-013	W238-013
Syrup	W2-134	
Pecan	W2-318	
Powder	W2-300	W238-300
Sunset	W2-288	
Ivory	W2-012	W238-012

Specialty Finish

Cask	WBR-902	
Cabin	WBR-901	
Shoreline	WBR-803	
Driftwood	WBR-903	
Barnwood	WBR-904	
Glacier	WBR-806	
Whitewash	WBR-900	

*Color has changed with "April 2022" Launch. View new sample deck.

 = NOT AVAILABLE

CHARACTERISTICS OF WOOD BLINDS

Wood blinds are a popular choice for window treatments thanks to their natural beauty and timeless appeal.

One of the inherent features of wood is its natural variations in color and grain, which adds a unique charm to every piece.

Additionally, it is important to note that wood blinds also have certain characteristics, or features such as small solid knots, dark mineral deposits, and "tiger stripes" *(grain patterns running perpendicular to the wood grain), which are considered normal for this material.

As wood is a natural material, not all slats will be perfectly straight and have a slight degree of curve. This may appear as uneven light gaps between slats throughout the blind. Wood blinds will lose original intensity after long exposure to the sun. This can occur over time and is dependent on both the exterior and interior environments.

High moisture areas are not suitable for wood. Over time, excessive moisture can cause the wood to warp. Moisture may cause painted wood slats to crack or chip.

Wood blinds in all colors are certified GOLD for Greenguard Indoor Air Quality.

// Cordless Wood Blinds – 2"

2" SMOOTH FINISH

Cordless XL and 3" Std Decorative Valance Included

	Width:	24"	28"	32"	36"	42"	48"	54"	60"	66"	72"	78"	84"	90"	96"
Height to:	30"	\$160	\$172	\$192	\$210	\$229	\$253	\$279	\$323	\$350	\$376	\$401	\$437	\$475	\$514
	36"	\$171	\$190	\$208	\$223	\$253	\$276	\$305	\$353	\$379	\$413	\$446	\$491	\$520	\$564
	42"	\$187	\$207	\$223	\$251	\$279	\$303	\$340	\$388	\$423	\$461	\$499	\$549	\$580	\$630
	48"	\$200	\$221	\$243	\$268	\$300	\$321	\$364	\$423	\$458	\$498	\$542	\$596	\$633	\$687
	54"	\$223	\$253	\$275	\$296	\$340	\$371	\$413	\$479	\$512	\$564	\$618	\$676	\$717	\$775
	61"	\$242	\$268	\$297	\$300	\$363	\$373	\$444	\$500	\$554	\$607	\$667	\$730	\$778	\$840
	66"	\$256	\$285	\$317	\$342	\$392	\$430	\$480	\$553	\$597	\$656	\$716	\$791	\$838	\$909
	73"	\$275	\$305	\$342	\$361	\$429	\$466	\$519	\$597	\$653	\$714	\$780	\$860	\$926	\$981
	78"	\$291	\$324	\$360	\$389	\$441	\$482	\$562	\$645	\$699	\$748	\$823	\$928	\$983	
	84"	\$310	\$343	\$379	\$414	\$473	\$520	\$597	\$676	\$733	\$786	\$890	\$981		

Refer to chart below for all min / max size specifications

OPTIONS: NO CHARGE – SPECIFY ON ORDER

- 3" Modern Valance
- Controls (L or R)
- Hold Down Brackets - not available with 2-3/8" cordless lift & lock
- Tile Cut-Out - available with cordless lift & lock only
- Spacer Blocks (3/8" & 3/4")
- Extensions Brackets (Long & Short)
- Wand Tilt Only
- Optional Wand Lengths
- 2 on 1 Headrail - available with cordless lift & lock only (price each blind separately)
- Side by Side*

*Guaranteed within 1/4" when requested at the time of order.

OPTIONS: EXTRA CHARGE – SPECIFY ON ORDER

- Cordless Lift & Lock.....add \$97 each
- Cordless Lift System.....add \$122 each
- Blinds Under 12" Wide.....add \$16 each
- Keystone Valance (for blinds under 102").....add \$18 each

Please see General Info. for additional freight and shipping charge information.

SIZE SPECIFICATIONS	2" Cordless XL	2" Cordless Lift	2" Cordless Lift & Lock™	Automation
				2" AMP and Somfy Automation w/ Cordless Lift
Minimum Width - Center Tilt (Tilt only, No lift)	8" - 18"	N/A	N/A	N/A
Minimum Width (Net)	18-1/8"	18"	10-1/2"	20"
Maximum Width (One blind)	84"	78"	96"	78"
Minimum Height	18-1/2"	12"	12"	12"
Maximum Height	84"	84"	84"	84"
Max. AREA (SQ/FT)	40 sq/ft	45 sq/ft	45 sq/ft	45 sq/ft
Maximum Width 2 on 1 Headrail	N/A	N/A	120"	N/A
Maximum Continuous Valance Width (not spliced)	102"			

// Cordless Wood Blinds – 2"

2" SPECIALITY FINISHES

Cordless XL and 3" Modern Valance Included

Height to:	Width:	24"	28"	32"	36"	42"	48"	54"	60"	66"	72"	78"	84"	90"	96"
	30"	\$173	\$189	\$211	\$228	\$253	\$277	\$312	\$357	\$385	\$419	\$455	\$499	\$528	\$567
	36"	\$186	\$208	\$227	\$250	\$278	\$305	\$335	\$395	\$422	\$461	\$500	\$546	\$581	\$629
	42"	\$207	\$227	\$250	\$276	\$308	\$335	\$378	\$434	\$471	\$515	\$559	\$619	\$656	\$711
	48"	\$220	\$244	\$270	\$297	\$334	\$364	\$406	\$475	\$512	\$563	\$609	\$676	\$719	\$775
	54"	\$251	\$277	\$308	\$340	\$378	\$416	\$464	\$538	\$580	\$637	\$691	\$766	\$808	\$874
	61"	\$265	\$295	\$331	\$362	\$406	\$446	\$500	\$578	\$627	\$691	\$748	\$831	\$874	\$949
	66"	\$282	\$319	\$354	\$388	\$439	\$484	\$542	\$622	\$675	\$739	\$808	\$898	\$949	\$1039
	73"	\$307	\$342	\$383	\$416	\$476	\$523	\$587	\$678	\$741	\$812	\$893	\$979	\$1,046	\$1,134
	78"	\$328	\$360	\$401	\$440	\$499	\$543	\$634	\$730	\$788	\$852	\$925	\$1,056	\$1,123	
	84"	\$342	\$384	\$431	\$468	\$529	\$586	\$678	\$768	\$836	\$898	\$990	\$1,116		

Refer to chart below for all min / max size specifications

OPTIONS: NO CHARGE – SPECIFY ON ORDER

- Controls (L or R)
- Hold Down Brackets - not available with 2-3/8" cordless lift & lock
- Tile Cut-Out - available with cordless lift & lock only
- Spacer Blocks (3/8" & 3/4")
- Extensions Brackets (Long & Short)
- Wand Tilt Only
- Optional Wand Lengths
- 2 on 1 Headrail - available with cordless lift & lock only (price each blind separately)
- Side by Side*

*Guaranteed within 1/4" when requested at the time of order.

SURCHARGE OPTIONS - SPECIFY ON ORDER (ADD COST TO BLIND)

- Cordless Lift & Lock.....add \$97 each
- Blinds Under 12" Wide.....add \$16 each
- Cordless Lift System.....add \$122 each
- Keystone Valance (for blinds under 102").....add \$18 each

Please see General Info. for additional freight and shipping charge information.

SIZE SPECIFICATIONS	2" Cordless XL	2" Cordless Lift	2" Cordless Lift & Lock™	Automation
				2" AMP and Somfy Automation w/ Cordless Lift
Minimum Width - Center Tilt (Tilt only, No lift)	8" - 18"	N/A	N/A	N/A
Minimum Width (Net)	18-1/8"	18"	10-1/2"	20"
Maximum Width (One blind)	84"	78"	96"	78"
Minimum Height	18-1/2"	12"	12"	12"
Maximum Height	84"	84"	84"	84"
Max. AREA (SQ/FT)	40 sq/ft	45 sq/ft	45 sq/ft	45 sq/ft
Maximum Width 2 on 1 Headrail	N/A	N/A	120"	N/A
Maximum Continuous Valance Width (not spliced)	102"			

// Cordless Wood Blinds – 2-3/8"

2-3/8" SMOOTH FINISH

Cordless XL and 3" Modern Valance Included

Height to:	Width:	24"	28"	32"	36"	42"	48"	54"	60"	66"	72"	78"	84"	90"	96"
	30"	\$164	\$176	\$200	\$218	\$239	\$263	\$292	\$321	\$362	\$396	\$430	\$471	\$499	\$533
	36"	\$175	\$196	\$217	\$234	\$264	\$288	\$318	\$379	\$399	\$433	\$474	\$517	\$545	\$592
	42"	\$194	\$217	\$234	\$260	\$291	\$318	\$358	\$410	\$445	\$485	\$526	\$581	\$619	\$669
	48"	\$207	\$228	\$253	\$278	\$317	\$343	\$384	\$447	\$484	\$529	\$576	\$635	\$678	\$727
	54"	\$236	\$262	\$291	\$321	\$358	\$392	\$435	\$508	\$544	\$600	\$649	\$722	\$763	\$824
	61"	\$251	\$277	\$312	\$342	\$384	\$420	\$474	\$543	\$589	\$649	\$708	\$783	\$824	\$894
	66"	\$265	\$299	\$332	\$367	\$413	\$455	\$512	\$586	\$634	\$697	\$763	\$844	\$894	\$978
	73"	\$290	\$323	\$360	\$392	\$448	\$491	\$555	\$637	\$698	\$766	\$840	\$923	\$982	\$1,069
	78"	\$307	\$340	\$377	\$415	\$471	\$512	\$597	\$685	\$741	\$802	\$871	\$995	\$1,056	
	84"	\$323	\$361	\$403	\$441	\$499	\$554	\$638	\$726	\$787	\$844	\$931	\$1,051		

Refer to chart below for all min / max size specifications

OPTIONS: NO CHARGE – SPECIFY ON ORDER

- 3" Modern Valance
- Controls (L or R)
- Hold Down Brackets - not available with 2-3/8" cordless lift & lock
- Tile Cut-Out - available with cordless lift & lock only
- Spacer Blocks (3/8" & 3/4")
- Extensions Brackets (Long & Short)
- Wand Tilt Only
- Optional Wand Lengths
- 2 on 1 Headrail - available with cordless lift & lock only (price each blind separately)
- Side by Side*

*Guaranteed within 1/4" when requested at the time of order.

SURCHARGE OPTIONS - SPECIFY ON ORDER (ADD COST TO BLIND)

- Cordless Lift & Lock.....add \$97 each
- Cordless Lift System.....add \$122 each
- Blinds Under 12" Wide.....add \$16 each
- Keystone Valance (for blinds under 102").....add \$18 each

Please see General Info. for additional freight and shipping charge information.

SIZE SPECIFICATIONS	2-3/8" Cordless XL	2-3/8" Cordless Lift	2-3/8" Cordless Lift & Lock™	Automation
				2-3/8" AMP and Somfy Automation w/ Cordless Lift
Minimum Width - Center Tilt (Tilt only, No lift)	8" - 18"	N/A	N/A	N/A
Minimum Width (Net)	18-1/8"	18"	10-1/2"	20"
Maximum Width (One blind)	84"	78"	96"	78"
Minimum Height	18-1/2"	12"	12"	12"
Maximum Height	84"	84"	84"	84"
Max. AREA (SQ/FT)	40 sq/ft	45 sq/ft	50 sq/ft	45 sq/ft
Maximum Width 2 on 1 Headrail	N/A	N/A	120"	N/A
Maximum continuous valance width (not spliced)	102"			

// Wood Blinds Motorization

Automation consists of a motor, power source, and controller. Be sure all of these elements are included when determining final price.

AMP™ MOTORIZATION OPTIONS: EXTRA CHARGE - SPECIFY ON ORDER

Note: Charger or solar panel is required to charge the shades

AMP™ Tilt DC	\$208
AMP™ External Battery Pack	\$90
AMP™ Plug In Charger Kit	\$32
AMP™ 15 Channel Hand Held Remote	\$50
AMP™ 15 Channel Surface Mount Wall Switch	\$50
AMP™ 8" Charger Cable - charger to battery	\$7
AMP™ 48" Charger Cable - charger to battery	\$11
AMP™ Magnetic Charging Kit	\$40
AMP™ Magnetic Charging Kit - 90 Degree	\$42
AMP™ Magnetic Charging Tip	\$7
AMP™ 15v DC Distribution Power Panel - 18 Motor (Panel + Power Cord)	\$494
AMP™ 12v DC Plug In Transformer	\$42
AMP™ USB Bridge	\$99
AMP™ Charging Block 5V/2A	\$11
AMP™ External Battery Pack 48" Extension - motor to battery	\$7

SOMFY RF MOTORIZED OPTIONS: EXTRA CHARGE - SPECIFY ON ORDER

Note: Charger is required to charge the shade

RF - Tilt Only 50 WireFree™ RTS	\$310
RF - Situo® 1 Remote in Pure - 1 Channel	\$68
RF - Remote Control Unit - 5 Channel	\$89
RF - Telis 16 Remote - 16 Channel	\$320
RF - Telis 1 Chronis Timer Remote	\$328
RF - Smoove® 1 Surface Mounted Wall Switch - 1 Channel (Includes Pure Frame)	\$125
RF - Smoove® 4 Surface Mounted Wall Switch - 4 Channel (Includes Pure Frame)	\$136
RF - Smoove® Frame - Silver	\$24
RF - Smoove® Frame - Black	\$24
RF - DecoFlex WireFree™ Wall Switch - 1 Channel - White	\$156
RF - DecoFlex WireFree™ Wall Switch - 5 Channel - White	\$177

SOMFY RF ACCESSORIES OPTIONS: EXTRA CHARGE - SPECIFY ON ORDER

Li-Ion Rechargeable Battery Pack	\$97
WireFree™ Li-Ion Battery Pack Charger with 80" Cable	\$30
Li-Ion 8" Charger Extension Cable	\$13
Li-Ion 94.4" Charger Extension Cable	\$13
Plug-In Transformer 12v DC, 10' Cord	\$70
Reloadable Batter Wand, Empty (Each Requires 8 AA Lithium Batteries)	\$13
Dual Reloadable Batter Wand, Empty w/Connection Cable (Each Requires 8 AA Lithium Batteries)	\$13
10" Battery Wand Extension Cable	\$13
48" Battery Wand Extension Cable	\$13
96" Battery Wand Extension Cable	\$18
Magnetic Adapters	\$25
Magnetic Charging Kit	\$55

Notes: When ordering multiple motorized shades/remotes, please provide programming instructions, otherwise, all shades will be programmed to one remote.

Automation systems require a REMOTE CONTROL unit. The quantity of remote control units must be specified when ordering.

Somfy Automation requires both a remote and power supply, please specify when ordering.

INDIVIDUAL VALANCE ORDERING & PRICING

2" & 2-3/8" WOOD COLOR NAMES	Color Number		
	3" Modern		3" Standard Decorative
Cask	902	•	
Honey	287	•	•
Sterling	401	•	•
Colonial Oak	316	•	•
Cabin	901	•	
Mocha	295	•	•
Honey Wheat	315	•	•
Antique	299	•	•
Shoreline	803	•	
Golden Oak	124	•	•
Soft Whisper	601	•	•
Moonlight	301	•	•
Bordeaux	125	•	•
Frost	282	•	•
Driftwood	903	•	
Cosmic	284	•	•
Colonial	117	•	•
Cinnamon	602	•	•
Barnwood	904	•	
Gray Owl	600	•	•
Blanc	026	•	•
Midnight	400	•	•
Husk	133	•	•
Storm	296	•	•
Pure	013	•	•
Syrup	134	•	•
Pecan	318	•	•
Powder	300	•	•
Sunset	288	•	•
Glacier	806	•	
Whitewash	900	•	
Ivory	012	•	•



Standard Decorative - 3" Profile
• Standard on all Smooth Finishes



Modern Valance - 3" Profile
• Standard on all Specialty Finishes
• Optional for all styles

INDIVIDUAL VALANCE

Width:	24"	28"	32"	36"	42"	48"	54"	60"	66"	72"	78"	84"	90"	96"	102"	108"	114"	120"	144"	168"
3" Std Deco, Modern	\$30	\$30	\$30	\$30	\$46	\$46	\$46	\$46	\$62	\$62	\$62	\$62	\$74	\$74	\$74	\$96	\$96	\$96	\$123	\$150

NOTE: The maximum continuous valance width is 102". Valances over the maximum width will be spliced in the center.

KEYSTONE VALANCE OPTION

Keystones

Designed to cover splices in oversized valances. Use as a decorative look over any blind.

Valances under 102"

A color matched Keystone may be ordered with a valance. The valance will come assembled with the Keystone position in the center of valance.

Valances over 102"

A color matched Keystone will be included at no charge. Will require assembly.

Notes:

The addition of a keystone will not affect the overall width of the valance.
The color of the keystone will match valance.



VALANCE AND VALANCE RETURN INFORMATION AND SPECIFICATIONS

VALANCE ORDERING

Outside Mount	1" Added to valance, measured inside returns
Inside Mount	-1/8" (no returns)
Max Un-Spliced	102"
Max Spliced	168"* (Minimum 2 splices)

Notes:

- Valances are cut to measure inside miter to ensure the most accurate fit when installed over the headrail or window frame.

RETURN LENGTHS

Inside Mount Blind		3" Valance Standard Decorative • Modern	
		Minimum	Maximum
Cordless XL	2" Wood	1/2"	6"
	2-3/8" Wood*	3/4"	6"
Cordless Lift & Cordless Lift & Lock™	2" Wood	1/2"	6"
	2-3/8" Wood*	1/2"	6"

Outside Mount Blind		Standard (Min. Recommended)	Maximum
Cordless XL	2" Wood	3"	6"
	2-3/8" Wood*	3-5/8"	6"
Cordless Lift & Cordless Lift & Lock™	2" Wood	3"	6"
	2-3/8" Wood*	3-3/8"	6"

**All valance profiles will be notched for better clearance. Please refer to Cordless XL Control Charts for an example of how valance is notched.*

Notes: All valance profiles utilize magnetic valance clips. The magnetic valance clips have a projection adjustment feature. By pull the clips outward, they can provide an additional 1/4" projection.

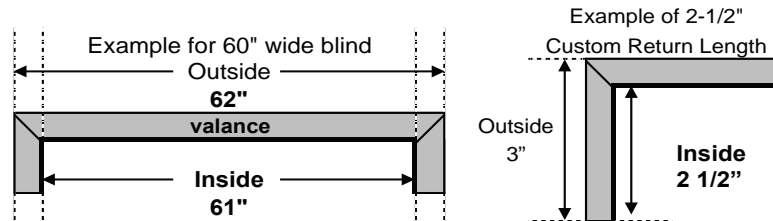
ADJUSTED RETURN LENGTHS WITH SPACER BLOCKS & EXTENSION BRACKETS

3/8" Spacer Blocks (Small)	3-3/8"
3/4" Spacer Blocks (Large)	3-3/4"
3-7/8" Extension Brackets (Short)	4-1/4"
5-7/8" Extension Brackets (Long)	6-1/4"

Notes:

- *3" Return Lengths are factory adjusted when extension brackets or (1 set of) spacer blocks are ordered.

CUSTOM VALANCE RETURNS & RETURNS - MEASURED & CUT FROM THE INSIDE:



Order Configuration		How Valance Will Be Produced
RETURN LENGTH OVERRIDE	IB	1" Wider than ordered size
	OB	1" Wider than ordered size (no change from standard)
	NET (available for Valance only orders)	With Returns- exact, inside return to return No Returns - Exact
CONTINUOUS	IB	Valance will be exact size of continuous valance measurement
	OB	Inside return to return valance will be exact ordered width
	NET (available for Valance only orders)	With Returns- exact, inside return to return No Returns - Exact
CONTINUOUS with RETURN LENGTH OVERRIDE	IB	1" Wider than ordered size
	OB	Inside return to return valance will be exact ordered width
	NET (available for Valance only orders)	With Returns- exact, inside return to return No Returns - Exact

PRODUCT SPECIFICATIONS

FEATURES	2" Smooth	2" Speciality	2-3/8" Smooth
# of Colors	25	7	5
Headrail Size	1-1/2" x 2-1/4"	1-1/2" x 2-1/4"	1-1/2" x 2-1/4"
Headrail Gauge	.024	.024	.024
Bracket Style	Box	Box	Box
Bottomrail - Cordless XL & Cordless Lift	Trapezoid	Trapezoid	Trapezoid
Bottomrail - Cordless Lift & Lock™	Vinyl	Vinyl	Vinyl
Ladder Space Between Slats	44 mm	44 mm	54 mm
Wand Tilt	Yes	Yes	Yes
Decorative Valance	Yes – 3"	Yes – 3"	Yes – 3"
Valance Return Lengths (standard for OB mounts)	3"	3"	3-3/8"
Magnetic Valance Attachment System	Yes	Yes	Yes
Warranty (Tilt motor systems are warranted for 5 years)	Lifetime Limited	Lifetime Limited	Lifetime Limited

OPTIONS AND UPGRADES	2" Smooth	2" Speciality	2-3/8" Smooth
Cordless XL	Yes	Yes	Yes
Cordless Lift	Yes	Yes	Yes
Cordless Lift & Lock™	Yes	Yes	Yes
Bliss and Somfy Automation System - not available with Cordless XL & Cordless Lift & Lock™	Yes	Yes	Yes
Cordless Lift System PLUS Automation System	Yes	Yes	Yes
* 2 On 1 Headrail - not available with Cordless XL or Cordless Lift	Yes	Yes	Yes
Modern Valance	Yes	Yes	Yes
Keystone Valance	Yes	Yes	Yes

CONTROL/MOUNTING OPTIONS	2" Smooth	2" Speciality	2-3/8" Smooth
Wand Tilt (single blind)	Yes	Yes	Yes
Tilt Control Position – Cordless XL	L or R Under 12" net - center tilt only	L or R Under 12" net - center tilt only	L or R Under 12" net - center tilt only
Tilt Control Position – Cordless Lift	Left	Left	Left
Tilt Control Position – Cordless Lift & Lock™ (single blind)	L or R	L or R	L or R
Tile Cut-out(s) - not available with Cordless XL & Cordless Lift & Lock™	Yes	Yes	Yes
Spacer Blocks (3/8" and 3/4" Depths)	Yes	Yes	3/8" Standard
Extension Brackets (Short & Long)	Yes	Yes	Yes
Hold-down Brackets - not available with 2-3/8" Cordless Lift & Lock™	Yes	Yes	Yes

2 on 1 Lift & Lock with Wand Tilt	Width (NET)	Right Blind WAND TILT
	10-1/2" to 12-3/8"	C (only)
	12-1/2" or more	L or R

FOOTNOTES (FEATURES & SPECIFICATIONS)

* There will be a 1/2" maximum light gap between multiple blinds on 1 headrail. 2 on 1 headrail not available with the Automation upgrades.

SIZE SPECIFICATIONS

SIZE SPECIFICATIONS	2" Cordless XL	2" Cordless Lift	2" Cordless Lift & Lock™	Automation
				2" Bliss Home and Somfy Automation w/ Cordless Lift
Minimum Width (Net)	8" - 18" (Tilt Only No Lift) 18-1/8"	18"	10-1/2"	20"
Maximum Width (One blind)	84"	78"	96"	78"
Minimum Height	18-1/2"	12"	12"	12"
Maximum Height	84"	84"	84"	84"
Max. AREA (SQ/FT)	40 sq/ft	45 sq/ft	45 sq/ft	45 sq/ft
Maximum Width 2 on 1 Headrail	N/A	N/A	120"	N/A
Maximum Continuous Valance Width (not spliced)	102"			

SIZE SPECIFICATIONS	2-3/8" Cordless XL	2-3/8" Cordless Lift	2-3/8" Cordless Lift & Lock™	Automation
				2-3/8" Bliss and Somfy Automation w/ Cordless Lift
Minimum Width (Net)	8" - 18" (Tilt Only No Lift) 18-1/8"	18"	10-1/2"	20"
Maximum Width (One blind)	84"	78"	96"	78"
Minimum Height	18-1/2"	12"	12"	12"
Maximum Height	84"	84"	84"	84"
Max. AREA (SQ/FT)	40 sq/ft	45 sq/ft	50 sq/ft	45 sq/ft
Maximum Width 2 on 1 Headrail	N/A	N/A	120"	N/A
Maximum continuous valance width (not spliced)	102"			

FINISHED DIMENSIONS

Adjustments are taken from ordered dimensions and may vary slightly.

Inside (IB) Mount	
Headrail width ¹	- 3/4"
Blind width	- 1/2"
Blind height	ordered height
Valance	- 1/8"
Outside (OB) Mount	
Headrail width ¹	- 1/4"
Blind width	ordered width
Blind height	ordered height
Valance (measured from inside corners)	+ 1"
2 on 1 Headrail	
Gap between panels	Approx. 1/4" - 1/2"

MOUNTING REQUIREMENTS

Use a metal tape measure for all measurements.

Inside (IB) Mount	
Minimum mounting depth - 2"	1-1/8"
Minimum mounting depth - 2-3/8"	1-1/4"
Minimum mounting depth, flush mount - 2":	3-1/2"
Minimum mounting depth, flush mount - 2-3/8":	3-3/4"
Outside (OB) Mount	
Minimum flat vertical surface	1-3/4"

FOOTNOTE

¹ The headrail width has a 1/4" deduction on outside mounts and 3/4" deduction on inside mounts to accommodate the installation brackets.

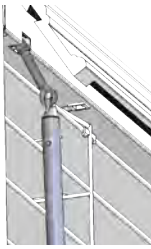
CONTROL CHARTS – CORDLESS XL

CONTROLS

- Plastic tilt wands are **color coordinated** with slats
- Chart shows standard lengths.
- **LIFT** function is controlled from the bottom rail

Wand Length	Blind Height
12"	12" to 24"
20"	24 1/8" to 36"
24"	36 1/8" to 48"
36"	48 1/8" to 72"
48"	72 1/8" to 84"

No additional wand sizes available.




BOTTOMRAIL – CORDLESS XL LIFT

- 2" Trapezoid bottomrails are standard on wood blinds with **cordless xl lift**
- **Wood** bottomrail is standard for 2"
- **Faux** bottomrail is standard for 2-3/8"

The "trapezoid" bottomrail provides a contoured, modern look along with improved blind operation (slat tilting & rotating).

Trapezoid Bottomrail



LADDER PLACEMENT CHARTS

The following charts show the number of ladders and routes based on the NET width of the blind.

2" & 2-3/8" Wood		
Blind Width	# of Ladders	# of Routes
8" to 30"	2	2
30-1/8" to 42"	3	*2
42-1/8" to 60"	3	3
60-1/8" to 84"	4	4

2" & 2-3/8" Wood		
Blind Width	End Routes	Tilter Route
8" to 11-7/8"	2.5"	Centered
12" to 18"	4"	1.5"
18-1/8" to 84"	6"	1.5"

tilter route is from the end of the headrail

*For the ranges between 32" to 42" add the same quantity of lift cords as ladders when the drop is 60" or greater

STACK-UP CHART (APPROXIMATE)

The following charts show the stacking height of the slats when the blind is fully raised. **Add in HR+BR for total.**

2" WOOD	
Blind Height	Stack Height
48"	4"
60"	5"
72"	6"
84"	7"

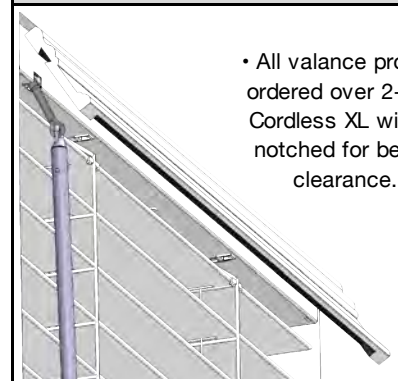
2-3/8" WOOD	
Blind Height	Stack Height
48"	3 1/8"
60"	3 7/8"
72"	4 5/8"
84"	5 3/8"

PLUS	+ 2-1/2"
------	----------

PLUS	+ 2-1/2"
------	----------

** Some blinds approximately 70" and longer may have one or two additional slats resting

VALANCE



- All valance profiles ordered over 2-3/8" Cordless XL will be notched for better clearance.

SQUARE FOOTAGE SPECIFICATIONS

2" & 2-3/8" Wood

WIDTH TO:	24	28	32	36	42	48	54	60	66	72	78	84
HEIGHT TO:												
30	5	6	7	8	9	10	11	13	14	15	16	18
36	6	7	8	9	11	12	14	15	17	18	20	21
42	7	8	9	11	12	14	16	18	19	21	23	25
48	8	9	11	12	14	16	18	20	22	24	26	28
54	9	11	12	14	16	18	20	23	25	27	29	32
61	10	12	14	15	18	20	23	25	28	31	33	36
66	11	13	15	17	19	22	25	28	30	33	36	39
73	12	14	16	18	21	24	27	30	33	37	40	N/A
78	13	15	17	20	23	26	29	33	36	39	N/A	N/A
84	14	16	19	21	25	28	32	35	39	N/A	N/A	N/A

Max Square Footage 40

CONTROL CHARTS – CORDLESS

TILT WAND

- Tilt cords are **color coordinated** with slats
- Tilt Length Override (Optional) - specify length
- Bliss and Somfy Automation, tilt function is controlled by remote unit



Color wands up to 48" long. Clear wands 60", 72", or 84" available upon request. Please specify optional lengths when ordering.

2" & 2-3/8" Wood	
Wand Length	Blind Length
12"	12" to 24"
20"	24-1/8" to 36"
24"	36-1/8" to 48"
36"	48-1/8" to 72"
48"	72-1/8" to 96"

LADDER PLACEMENT CHARTS

The following charts show the number of ladders and routes based on the NET width of the blind.

2" WOOD		
Blind Width	# of Ladders	# of Routes
18" - 38-1/8"	2	2
38-1/4" - 60-1/8"	3	2
60-1/4" - 78"	4	4

2-3/8" WOOD		
Blind Width	# of Ladders	# of Routes
18" - 36"	2	2
36-1/8" - 60-1/8"	3	2
60-1/4" - 78"	4	4

**Routes are positioned approximately 6 1/4" from the end of the slat for blinds less than 38 1/4" wide, and 8 1/4" from the end of the slat for all others, and 6-5/8" for blinds with motorization

STACK-UP CHART (APPROXIMATE)

The following charts show the stacking height of the slats when the blind is fully raised. **Add in HR+BR for total.**

- Headrail+Bottomrail = 2-1/2"

2" WOOD	
Blind Height	Stack Height
48"	4"
60"	5"
72"	6"
84"	7"
PLUS 2-1/2"	

2-3/8" WOOD	
Blind Height	Stack Height
48"	3 1/8"
60"	3 7/8"
72"	4 5/8"
84"	5 3/8"
PLUS 2-1/2"	

SQUARE FOOTAGE SPECIFICATIONS

2" & 2-3/8" WOOD

WIDTH											
TO:	24	28	32	36	42	48	54	60	66	72	78
HEIGHT											
TO:											
30	5	6	7	8	9	10	11	13	14	15	16
36	6	7	8	9	11	12	14	15	17	18	20
42	7	8	9	11	12	14	16	18	19	21	23
48	8	9	11	12	14	16	18	20	22	24	26
54	9	11	12	14	16	18	20	23	25	27	29
61	10	12	14	15	18	20	23	25	28	31	33
66	11	13	15	17	19	22	25	28	30	33	36
73	12	14	16	18	21	24	27	30	33	37	40
78	13	15	17	20	23	26	29	33	36	39	42
84	14	16	19	21	25	28	32	35	39	42	N/A

Max Square Footage 45

CONTROL CHARTS – CORDLESS LIFT & LOCK SYSTEM

TILT WAND

- Tilt wands are **color - coordinated** with slats
- Chart shows standard lengths.
- Tilt Length Override (Optional) – specify length when ordering



2" & 2-3/8" WOOD	
Wand Length	Blind Height
12"	12" to 24"
20"	24 1/8" to 36"
24"	36 1/8" to 48"
36"	48 1/8" to 72"
48"	72 1/8" to 96"

Wood wands up to 48" long. Clear wands 60", 72", or 84" available upon request. Please specify optional lengths when ordering.

LADDER PLACEMENT CHART

The chart shows the number of ladders and routes based on the NET width of the blind.

2" & 2-3/8" WOOD		
Blind Width	# of Ladders	# of Routes
10-1/2" - 36"	2	2
36-1/8" - 56"	3	2
56-1/8" - 78"	4	4
78 1/8" - 96"	5	4

**Routes are positioned approximately 2 1/2" from the end of the slat for blinds less than 12 1/2" wide, 3" from the end of the slat for blinds less than 19 3/4" wide, and 6" from the end of the slat for all others.

STACK-UP CHART (APPROXIMATE)

- Headrail+Bottomrail = 2-1/2"

The charts show the stacking height of the slats when the blind is fully raised. Add in HR+BR for total.

2" WOOD	
Blind Height	Stack Height
48"	4"
60"	5"
72"	6"
84"	7"

2-3/8" WOOD	
Blind Height	Stack Height
48"	3 1/8"
60"	3 7/8"
72"	4 5/8"
84"	5 3/8"

PLUS	2-1/2"
------	--------

PLUS	2-1/2"
------	--------

BOTTOMRAIL – CORDLESS LIFT & LOCK™

- A 2" deep by 1" tall faux bottomrail is standard
- Bottom rail colors are pre-selected. Color matched to slat
- Color coordinated end caps



SQUARE FOOTAGE SPECIFICATIONS

2" WOOD

TO:	24	28	32	36	42	48	54	60	66	72	78	84	90	96
30	5	6	7	8	9	10	11	13	14	15	16	18	19	20
36	6	7	8	9	11	12	14	15	17	18	20	21	23	24
42	7	8	9	11	12	14	16	18	19	21	23	25	26	28
48	8	9	11	12	14	16	18	20	22	24	26	28	30	32
54	9	11	12	14	16	18	20	23	25	27	29	32	34	36
61	10	12	14	15	18	20	23	25	28	31	33	36	38	41
66	11	13	15	17	19	22	25	28	30	33	36	39	41	44
73	12	14	16	18	21	24	27	30	33	37	40	43	N/A	N/A
78	13	15	17	20	23	26	29	33	36	39	42	N/A	N/A	N/A
84	14	16	19	21	25	28	32	35	39	42	N/A	N/A	N/A	N/A

Max Square Footage 45

2-3/8" WOOD

TO:	24	28	32	36	42	48	54	60	66	72	78	84	90	96
30	5	6	7	8	9	10	11	13	14	15	16	18	19	20
36	6	7	8	9	11	12	14	15	17	18	20	21	23	24
42	7	8	9	11	12	14	16	18	19	21	23	25	26	28
48	8	9	11	12	14	16	18	20	22	24	26	28	30	32
54	9	11	12	14	16	18	20	23	25	27	29	32	34	36
61	10	12	14	15	18	20	23	25	28	31	33	36	38	41
66	11	13	15	17	19	22	25	28	30	33	36	39	41	44
73	12	14	16	18	21	24	27	30	33	37	40	43	46	49
78	13	15	17	20	23	26	29	33	36	39	42	46	49	N/A
84	14	16	19	21	25	28	32	35	39	42	46	49	N/A	N/A

Max Square Footage 50

CONTROL CHARTS – AMP AND SOMFY MOTOR SYSTEM

LADDER PLACEMENT CHARTS

The following charts show the number of ladders and routes based on the NET width of the blind.

2" WOOD		
Blind Width	# of Ladders	# of Routes
18" - 38-1/8"	2	2
38-1/4" - 60-1/8"	3	2
60-1/4" - 78"	4	4

2-3/8" WOOD		
Blind Width	# of Ladders	# of Routes
18" - 36"	2	2
36-1/8" - 60-1/8"	3	2
60-1/4" - 78"	4	4

**Routes are positioned approximately 6 1/4" from the end of the slat for blinds less than 38 1/4" wide, and 8 1/4" from the end of the slat for all others, and 6-5/8" for blinds with motorization

STACK-UP CHART (APPROXIMATE)

The following charts show the stacking height of the slats when the blind is fully raised. **Add in HR+BR for total.**

- *Headrail+Bottomrail = 2-1/2"*

2" WOOD	
Blind Height	Stack Height
48"	4"
60"	5"
72"	6"
84"	7"

PLUS	2-1/2"
------	--------

2-3/8" WOOD	
Blind Height	Stack Height
48"	3 1/8"
60"	3 7/8"
72"	4 5/8"
84"	5 3/8"

PLUS	2-1/2"
------	--------

LIMITED PRODUCT WARRANTY

Blind X-Press ("we" or "BXP") warrant to its direct fabricator/ retailer customer that Blind X-Press finished blinds and shades will be free from defects in materials and workmanship for a period of 10 years from the date of purchase (or such shorter period as is provided below), provided such products were properly installed and maintained as per our installation instructions and not modified in any way. We will repair or replace, at our option, a defective product after it is returned to Blind X-Press. Such repair or replacement shall be the customer's sole remedy.

Natural materials, especially wood, can have a tendency to warp when exposed to the elements. This is considered normal wear and tear and is not covered by this warranty.

Repairs and replacements will be made with like or similar parts or products. We will do our best to match the repair or replacement with similar parts or products, but colors may vary and we cannot guarantee an exact match from previous purchases or to other non-defective existing products, even if they are in or near the same opening. If the product, part/component, or operating system has been discontinued, we will repair or replace only the defective product with the most similar alternative available at the time of repair or replacement.

WHAT IS COVERED

- This warranty covers our products for defects in materials, mechanisms, workmanship, and failure to operate for a period of 10 years from the date of original purchase (unless shorter periods are provided in the chart below)
- All internal mechanisms, components, and brackets
- Fabric delamination
- Blind X-Press will provide a return shipping label for products less than 12 months old.

Product/ Components	Period of Coverage (from date of purchase)
All operational cords, ladders and tapes	7 Years
Motorization components and accessories* (batteries not included)	5 Years
Specialty Shades	1 Year

*All motorization components must be purchased from Blind X-Press to be covered by our warranty.

WHAT IS NOT COVERED

- Any conditions caused by normal wear and tear on the product.
- Abuse, accidents, misuse, or alterations to the product.
- Exposure to the elements (e.g., sunlight, salt air, wind, water/moisture, high humidity, or corrosive materials) which may cause discoloration, fading, cracking, shrinking, stretching, or warping over time.
- Failure to follow our instructions with respect to measurement, proper installation, cleaning, operation of the product, or maintenance.
- Labor costs associated with removal and reinstallation.
- Shipments will be at the purchaser's expense for all products more than 12 months old.

To Obtain Warranty Service:

- Contact your Blind X-Press Sales Representative for warranty assistance.
- Contact Blind X-Press at sales@blindxpress.com for technical support, availability of parts, for assistance in obtaining warranty service, or for further explanation of our warranty.

NOTE: This limited warranty extends only to Blind X-Press direct fabricator/retailer customer and not to the consumer purchases of the product. EXCEPT AS EXPRESSLY PROVIDED IN THIS PARAGRAPH, BLIND X-PRESS MAKES NO REPRESENTATIONS OR WARRANTIES OF ANY KIND, NATURE OR DESCRIPTION, EXPRESS OR IMPLIED, INCLUDING WITHOUT LIMITATION ANY WARRANTY OF MERCHANTABILITY OR FITNESS OF ANY PRODUCTS FOR ANY PARTICULAR PURPOSE, AND HEREBY DISCLAIMS THE SAME. In no event shall Blind X-Press be liable or responsible for INCIDENTAL OR CONSEQUENTIAL DAMAGES or for any other direct or indirect damage, loss, cost, expense or fee. Some states do not allow the exclusion of limitation of incidental or consequential damages, so this exclusion or limitation may not apply to you. This warranty gives you specific legal rights, and you may also have other rights which vary from State to State. This warranty is limited to blinds, shades, and shutters installed in residential dwellings but, again, extends only to Blind X-Press's direct fabricator/retailer customer and not to the consumer purchaser. Different warranty periods and terms apply for commercial products and applications.